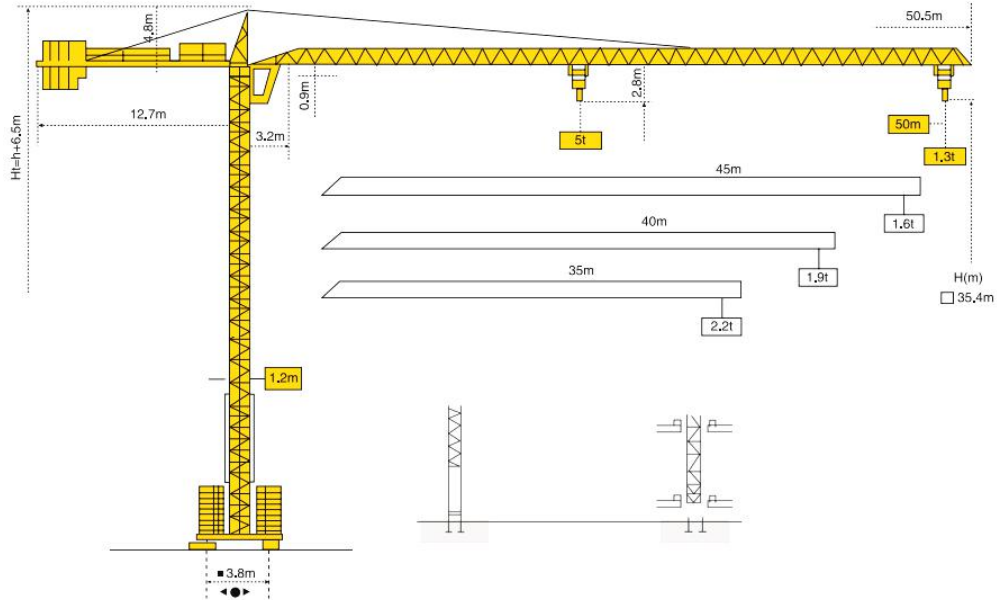


HAMMER HEAD TYPE

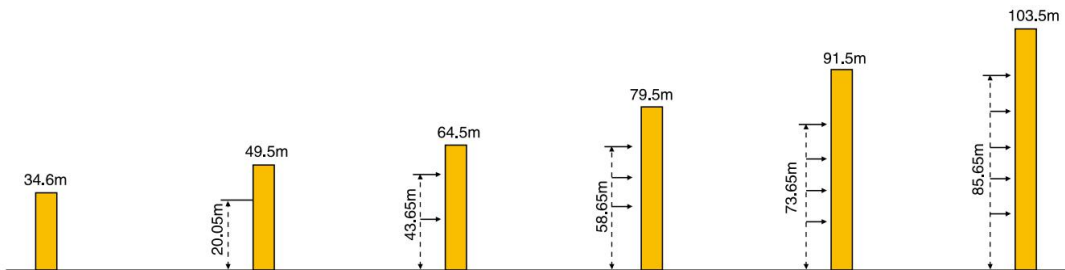


TOPTOPKIT TOWER CRANE MC80

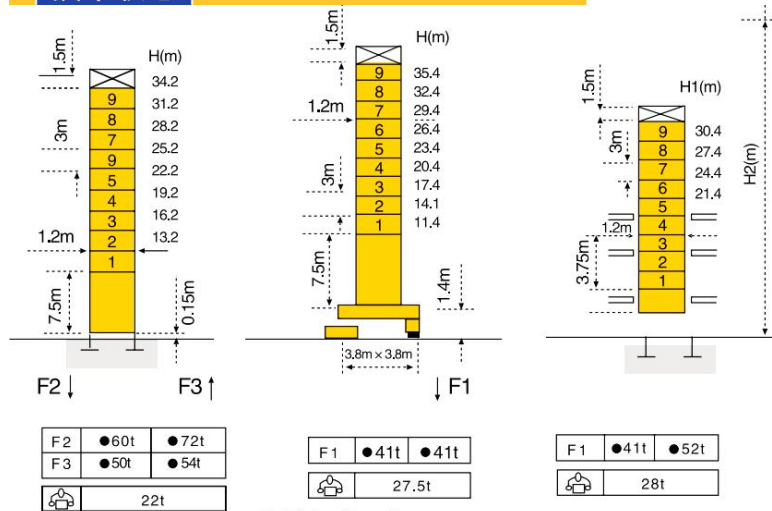
外形尺寸 Dimensions



附着 Anchorages











技术状态 Status








F=反力 - Reactions

起重特性 Load Diagrams

起重臂 (m) jib	R _{min}	R (C _{max})	C _{max}	幅度 (m) Range										
				5	10	15	20	25	30	35	40	45	50	
50m		2.3m	28.9m	2500	2500					2350	2000	1700	1500	1300
		2.3m	15m	5000	5000	5000	3600	2700	2350	2000	1700	1500	1300	
45m		2.3m	30.8m	2500	2500					2500	2200	1850	1600	
		2.3m	15m	5000	5000	5000	3800	2900	2500	2200	1850	1600		
40m		2.3m	31.6m	2500	2500					2250	1900			
		2.3m	16.4m	5000	5000		3800	3000	2500	2250	1900			
35m		2.3m	31.6m	2500	2500					2200				
		2.3m	16.4m	5000	5000		3900	3000	2500	2200				

传动机构 Mechanisms

机构 Mechanisms	图例 Example	机构代号 Model	速度 (m/min) Speed	起重量 (t) Hoist Weight	容绳量 (m) Rope Capacity	功率 (kW) Power	
起升 Hoisting		25PC13		0~6.8	2.6	360m >360m*	18.5
				0~32	2.6		
				0~64	1.3		
				0~3.4	5		
				0~16	5		
				0~32	2.6		
变幅 Trolleying		4D3V3	50/25m/min			3, 3/2, 2	
回转 Slewing		RCV60	0~0.8 r/min			6	
行走 Travelling		RT324	12.5/25m/min			2X2.9	
电源 Main supply					~400V (±10%) 60Hz		
总功率 (不含顶升和行走) Gross power (excluding top-lifting and travelling)					35KVA		

*如需其它传动机构, 请咨询我们! For more mechanisms optional, consult us!