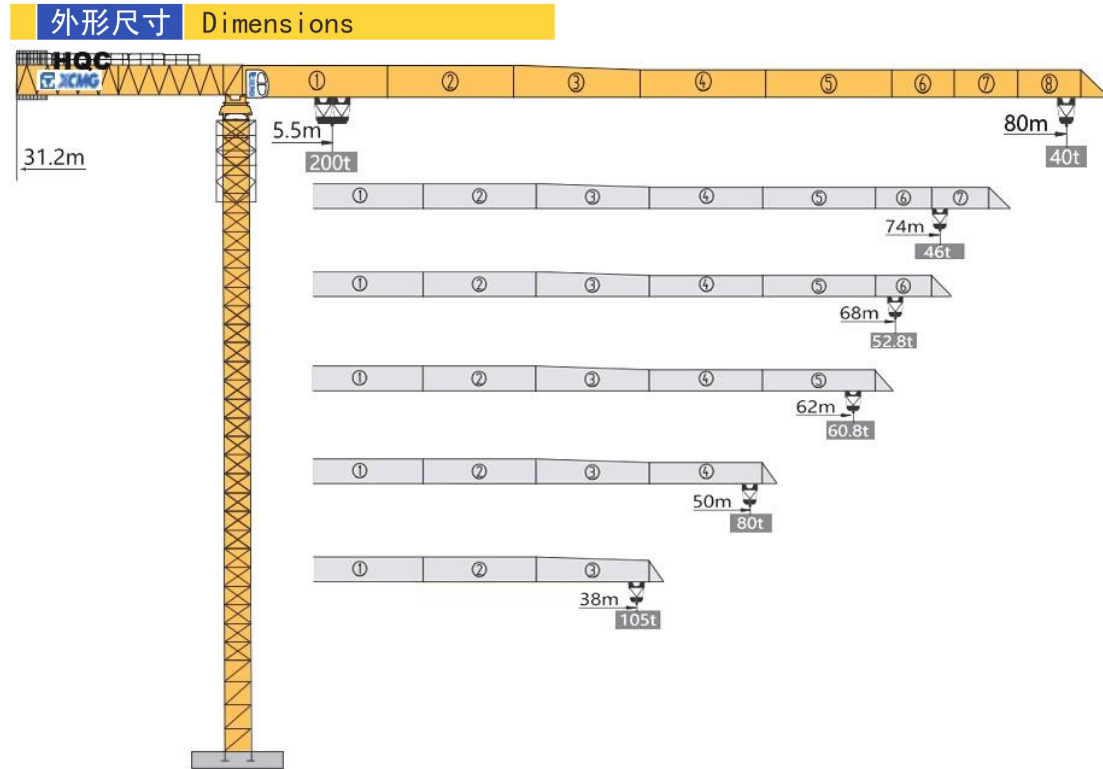
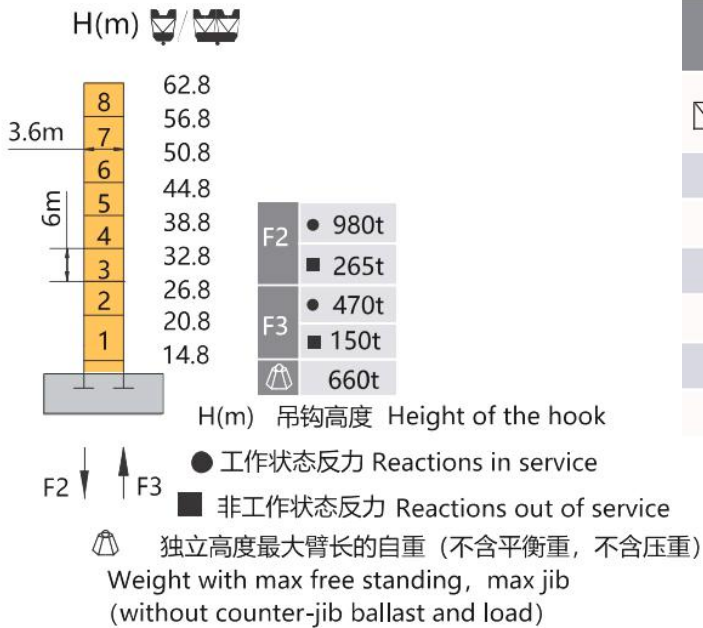


# SUPER HEAVY TYPE TOPLESS TOWER CRANE XGT4200



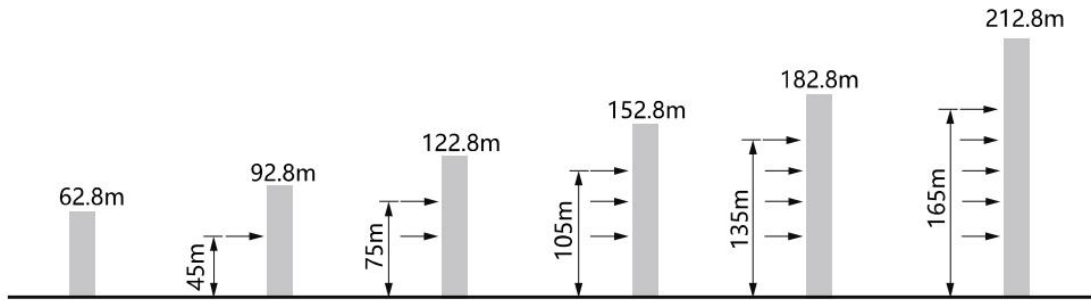
**技术状态 Status**

**配重配置 Ballast**



配重配置 Counter-jib Ballast		16000-14000-8000			
Truss (m)	Platform (m)	Weight (kg)	PZ16000	PZ14000	PZ8000
80	31.2	158000	9	1	0
74	31.2	152000	9	0	1
68	31.2	146000	9	0	0
62	31.2	142000	8	1	0
50	31.2	120000	7	0	1
38	31.2	104000	6	0	1

## 附着 Anchorages



## 起重特性 Load Diagrams

起重臂 jib R (m)	R <sub>min</sub> α	R(C <sub>max</sub> ) m	C <sub>max</sub> kg	幅度 (m) / 起重量 (kg) Range(m) / Loading (kg)															
				20	25	30	38	40	45	50	55	62	68	70	74	80			
80	4	5.5	35.1	100000	100000				91940	87000	76550	68200	61360	55660	50840	46710	43130	40000	
	8	5.5	17.6	200000	174000	136400	111330	84940	80000	69550	61200	54360	48660	43840	39710	36130	33000		
74	4	5.5	36.7	100000	100000				91050	80150	71440	64300	58360	53330	49020	46000			
	8	5.5	18.3	200000	182100	142880	116730	89210	84050	73150	64440	57300	51360	46330	42020	39000			
68	4	5.5	38.0	100000	100000				94660	83360	74320	66930	58580	52800					
	8	5.5	19.0	200000	189320	148650	121540	93010	87660	76360	67320	59930	51580	45800					
62	4	5.5	39.3	100000	100000				98090	86410	77070	69420	60800						
	8	5.5	19.6	200000	196180	154140	126120	96620	91090	79410	70070	62420	53800						
50	4	5.5	40.7	100000	100000				100000	89660	80000								
	8	5.5	20.3	200000	200000	160000	131000	100470	94750	82660	73000								
38	4	5.5	38.0	100000	100000														
	8	5.5	21.1	200000	200000	166880	136730	105000											

## 传动机构 Mechanisms

传动机构 Mechanisms	图例 Legend	型号 Model	速度 (m/min) Speed		起重量 (t) Hoist Weight	容绳量 (m) Rope Capacity	功率(kW) Power
起升 Hoisting	▲ ● ▼	185LVF250B	双小车 8倍率	0-4	200	1200	185
				0-8	76		
				0-12.5	30		
			单小车 4倍率	0-8	100		
				0-16	38		
				0-25	15		
变幅 Trolleying	◀▶	55JXF75	0-40m/min				55
回转 Slewing	↻	18RVF	0-0.3r/min				4×18.5
行走 Travelling	▬ ●▶	*	*				*
电源 Main Supply					440V;60HZ;3P / 380V;50HZ;3P		
总功率 (不含顶升和行走) Gross Power (Excluding climbing and travelling)					314kW		